

Survey Results (Included Responses)



Go to Individual Complete Responses:

Show respondent's emails.

INCLUDED RESPONSES

EXCLUDED RESPONSES

Included Respondents: 276

Excluded Respondents: 0

- [Cross Tabulate](#)
Cross reference multiple questions
- [Download Results](#)
Receive results in spreadsheet format

2005 Survey of APPIC Members with Predoctoral Internships

Report created on: Sunday, July 24, 2005 10:00:00 PM

The results of your survey are displayed below. If your survey includes text responses, click the "View" button to read individual results. To exclude a particular response, click the Included Responses button. You can then view the set of individual responses that are currently included and select those you wish to exclude. Results below contain only Included responses

EXCLUDE BLANK RESPONSES

Launch Date 05/31/2005 - 10:47 PM
 Modified Date 06/01/2005 - 2:49 PM
 Close Date 07/24/2005 - 9:59 PM
 Email Invites 0
 Visits 360
 Partials 0
 Completes 276

Responses: Completes only Partials only Completes & Partials

Some APPIC members have suggested that APPIC consider sponsoring an event at the annual APA conference for internship and postdoctoral applicants and Training Directors to meet each other. Is

1. this an activity that APPIC should sponsor?







Yes

No






	Number of Responses	Response Ratio
Yes	175	66%
No	90	34%
Total	265	100%

What kind of communication do you currently have with the Directors of Clinical Training (DCTs) from your interns' academic programs?











2. (PLEASE CHECK ALL THAT APPLY)

	Number of Responses	Response Ratio
We request information (e.g., intern strengths and growth areas) from the academic program at the beginning of the training year 	51	19%
We send DCTs a mid-year evaluation 	243	88%
We send DCTs an end-of-year evaluation 	266	97%
We contact the DCT when there are significant problems with an intern 	247	90%
We have personal contact with the DCTs even when there aren't problems 	36	13%
We generally have NO contact with the interns' academic programs	9	3%
VIEW Other, please specify 	47	17%

How satisfied are you with your communication with interns' doctoral program DCTs?

	Number of Responses	Response Ratio
Very Dissatisfied 	2	1%
Somewhat Dissatisfied 	48	17%
Neutral 	74	27%
Somewhat Satisfied 	94	34%
Very Satisfied 	57	21%
Total	275	100%

How many hours per week are allotted to you by your organization specifically for your role as training director?

	Number of Responses	Response Ratio
0 	7	3%
1 	1	0%
2 	6	2%
3 	4	1%
4 	18	7%
5 	20	7%
6 	10	4%
7 	5	2%
8 	21	8%
9 	4	1%

10	47	17%
11	2	1%
12	12	4%
13	4	1%
14	2	1%
15	22	8%
16	7	3%
17	3	1%
18	4	1%
19	0	0%
20	59	22%
21	0	0%
22	0	0%
23	0	0%
24	1	0%
25	1	0%
26	0	0%
27	0	0%
28	0	0%
29	0	0%
30	5	2%
31	0	0%
32	1	0%
33	0	0%
34	0	0%
35	1	0%
36	0	0%
37	1	0%
38	0	0%
39	0	0%
40 or more	2	1%
Total	270	100%

5. In what year did you receive your initial license as a psychologist?

	Number of Responses	Response Ratio
Before 1975	19	7%
1976	4	1%
1977	2	1%
1978	8	3%

1979	5	2%
1980	7	3%
1981	5	2%
1982	13	5%
1983	7	3%
1984	7	3%
1985	8	3%
1986	10	4%
1987	12	4%
1988	11	4%
1989	14	5%
1990	13	5%
1991	12	4%
1992	13	5%
1993	9	3%
1994	14	5%
1995	16	6%
1996	12	4%
1997	7	3%
1998	6	2%
1999	8	3%
2000	7	3%
2001	8	3%
2002	4	1%
2003	3	1%
2004	6	2%
2005	3	1%
Total	273	100%

6. What is your current annual base salary as training director?

	Number of Responses	Response Ratio
<\$30,000	6	2%
\$30,001-\$35,000	1	0%
\$35,001-\$40,000	5	2%
\$40,001-\$45,000	4	2%
\$45,001-\$50,000	8	3%
\$50,001-\$55,000	15	6%
\$55,001-\$60,000	21	8%
\$60,001-\$65,000	32	12%

\$65,001-\$70,000		26	10%
\$70,001-\$75,000		31	12%
\$75,001-\$80,000		23	9%
\$80,001-\$85,000		21	8%
\$85,001-\$90,000		18	7%
\$90,001-\$95,000		13	5%
\$95,001-\$100,000		10	4%
>\$100,001		26	10%
Total		260	100%

Do you think APPIC should facilitate or pursue a policy that BANS ON-SITE interviews (thus lowering the burden of travel costs, travel time, stress and strain of the interview season on the applicants)?

		Number of Responses	Response Ratio
Yes		24	9%
No		245	91%
Total		269	100%

[VIEW](#) 128 Responses

For the last interview cycle, how many of your internship applicants either "no-showed" or cancelled their on-site or phone interviews without giving you reasonable advance notice?

		Number of Responses	Response Ratio
0		154	57%
1		68	25%
2		27	10%
3		11	4%
4		5	2%
5		3	1%
6 or more		0	0%
Total		268	100%

A few internship sites do not pay their trainees, have never paid their trainees and have no plans to pay their trainees. This is only currently done by a very few APPIC-member sites. However, APPIC is concerned this will begin to increase as new, developing, or even established sites may not have the financial resources to provide stipends to interns or postdocs.

Do you think APPIC should develop/add membership criteria that requires sites to pay a reasonable stipend to psychology interns and postdocs?

		Number of Responses	Response Ratio
Yes		188	69%
No		83	31%

Total 271 100%

[VIEW](#) 88 Responses

As you probably know, almost all states currently require that trainees accrue one year of POST-doctoral experience in order to be independently licensed as a psychologist. There is a proposal currently being discussed within APA to recommend that state licensure boards ELIMINATE the current requirement of the postdoctoral year of experience in order to be licensed.

Do you SUPPORT or OPPOSE this proposal to eliminate the 10. postdoctoral year of experience as a requirement for licensure?

	Number of Responses	Response Ratio
I SUPPORT the proposal to eliminate the postdoctoral year requirement for licensure	69	25%
I OPPOSE the proposal to eliminate the postdoctoral year requirement for licensure	156	57%
UNSURE	49	18%
Total	274	100%

Considering the psychology interns who completed your program in the last few years, what percentage of interns do you believe possessed the competencies, skills, and readiness for licensure (independent practice as a psychologist) at the END OF THE

11. INTERNSHIP YEAR?

	Number of Responses	Response Ratio
0-10%	33	12%
11-20%	12	4%
21-30%	13	5%
31-40%	20	7%
41-50%	16	6%
51-60%	24	9%
61-70%	25	9%
71-80%	28	10%
81-90%	45	16%
91-100%	57	21%
Total	273	100%

Please provide any comments or feedback about the proposal to eliminate the postdoctoral year of experience from state licensure requirements. (Your answer may be as long or as 12. short as you like, as the comments box will expand as you type)

[VIEW](#) 159 Responses

13. How important are the following factors when evaluating intern applicants for your site?

The top percentage indicates total respondent ratio; the bottom number represents actual number of respondents selecting the option

	1 NOT AT ALL IMPORTANT	2	3 NEUTRAL	4	5 VERY IMPORTANT	N/A
1. Number of Practicum Hours	1% 2	4% 10	14% 39	47% 130	34% 93	0% 0
2. Number of Publications	38% 105	28% 78	11% 29	18% 49	4% 12	1% 2
3. Dissertation Completed	10% 27	15% 40	41% 113	29% 80	5% 15	0% 0
4. Cover Letter	4% 10	10% 28	23% 64	44% 121	18% 50	0% 0
5. AAPI Essay Answers	1% 3	4% 12	8% 21	39% 107	48% 132	0% 0
6. Letters of Recommendation	0% 0	5% 15	12% 34	42% 115	40% 111	0% 0
7. Number of Completed Psychological Assessments	5% 15	11% 31	19% 53	45% 123	19% 51	0% 0
8. Number of Integrated Reports	6% 15	12% 33	18% 49	42% 115	22% 59	0% 1
9. On site or Telephone Interview Rating	2% 6	1% 2	3% 7	11% 31	81% 222	2% 5

Which of the following did your site experience regarding the new FLSA (Fair Labor Standards Act) requirements that were recently implemented? (PLEASE CHECK ALL THAT APPLY)

	Number of Responses	Response Ratio
We determined that our site was EXEMPT from FLSA	132	51%
We determined that our site was NOT EXEMPT from FLSA	22	8%
Our intern stipend already exceeded the \$23,660 minimum	36	14%
We raised our intern stipends to meet the \$23,660 minimum	26	10%
We limited our interns to work no more than 40 hours per week	74	28%
We lost one or more intern positions because of the FLSA	2	1%
We did away with a staff position or other resources to increase the stipend to \$23,660	1	0%
VIEW Other, Please Specify	38	15%

There has been some continuing discussion as to whether or not the APPIC printed Directory should be discontinued given the widespread use of the APPIC Directory OnLine.



15. Should APPIC continue issuing the Directory in printed form?

	Number of Responses	Response Ratio
Yes	142	54%
No	123	46%
Total	265	100%

Another option under consideration by the Board is to give members the choice to opt-out from receiving the printed APPIC Directory.



If given the option, would you choose to OPT-OUT from receiving the

16. APPIC printed directory?

		Number of Responses	Response Ratio
Yes		119	44%
No		153	56%
Total		272	100%

During the past 3 years have you offered formal training in supervision **FOR YOUR STAFF PSYCHOLOGISTS** at your training

17. site?

		Number of Responses	Response Ratio
Yes		142	52%
No		133	48%
Total		275	100%

18. Please rate your experience with the APPIC Online Directory in each of the following areas:

The top percentage indicates total respondent ratio; the bottom number represents actual number of respondents selecting the option


	1 STRONGLY DISAGREE	2 DISAGREE	3 NEUTRAL	4 AGREE	5 STRONGLY AGREE
1. The process to update my APPIC Online Directory information this year was easy and straightforward	1% 2	1% 4	8% 21	45% 124	45% 122
2. The Online Directory update instructions that were provided by APPIC this year were clear and easy to follow	0% 1	1% 4	6% 16	49% 134	43% 119
3. The Online Directory allows me to accurately and completely describe my program	1% 3	4% 12	13% 36	54% 148	27% 73
4. Applicants have been able to locate my program in the Directory without problems or difficulties	1% 2	2% 5	13% 34	48% 130	37% 99
5. The Online Directory allows me to make changes easily during the year whenever changes occur and need to be updated for my program.	0% 1	1% 3	14% 37	44% 121	40% 110

If you used the APPIC Clearinghouse in 2005, please provide us with feedback about your experience and/or any suggestions that you might have for improvement. (Enter as much information as you wish; the text box will expand as you type).








19.

For the 2005 Match, APPIC implemented a new service, allowing Training Directors to submit "late-breaking" news items about their programs. These news items were then distributed to applicants via

the MATCH-NEWS e-mail list. Is this a service that APPIC should
20.continue in future years?

	Number of Responses	Response Ratio
Yes 	254	96%
No	10	4%
Total	264	100%

Approximately how often have you accessed the APPIC Website
21.during the past 12 months?

	Number of Responses	Response Ratio
Never. 	0	0%
1 time only. 	7	3%
2-4 times during the past 12 months. 	76	28%
5-7 times during the past 12 months. 	67	25%
8-10 times during the past 12 months. 	53	20%
11-20 times during the past 12 months. 	42	16%
More than 20 times during the past 12 months. 	23	9%
Total	268	100%

22.Please rate the quality of the APPIC Website

The top percentage indicates total respondent ratio; the bottom number represents actual number of respondents selecting the option

	1 Poor	2 Fair	3 Good	4 Excellent	N/A
1. Accessibility	1% 2	1% 4	33% 89	64% 171	1% 3
2. Usefulness	0% 1	1% 4	37% 100	60% 161	1% 3
3. Ease of use when searching for information	1% 4	9% 24	43% 117	45% 121	1% 3
4. Training Resources	1% 3	10% 26	44% 118	34% 91	11% 29
5. Amount of time it takes to load website	0% 1	4% 10	36% 98	56% 151	4% 10
6. Access to APPIC Newsletters	1% 2	3% 8	42% 109	39% 103	15% 39

The issue of "Supply and Demand" regarding psychology intern applicants and training sites has received increased attention this year. Please provide your comments on possible ways
23.that this issue might be addressed by APPIC or the profession.

[VIEW](#) 130 Responses

How satisfied are you with the decisions the APPIC Board of Directors has made regarding
24.the following:

The top percentage indicates total respondent ratio; the bottom number represents actual number of respondents selecting the option

	1 VERY DISSATISFIED	2 SOMEWHAT DISSATISFIED	3 NEUTRAL	4 SOMEWHAT SATISFIED	5 VERY SATISFIED	N/A
1. Association Finances	0%	1%	35%	19%	21%	24%
	0	2	91	50	53	61
2. Relationships with other professional associations	0%	1%	22%	28%	33%	16%
	0	3	56	72	83	41
3. Development of the membership conference	0%	2%	24%	28%	35%	11%
	0	6	60	71	89	29
4. Communication about the match and other professional issues	0%	1%	5%	12%	81%	1%
	0	3	12	31	210	3
5. Relationship with internship and postdoctoral training program directors	0%	0%	13%	31%	50%	5%
	1	1	33	81	130	12
6. Relationship with Academic Program Directors	0%	3%	25%	18%	13%	41%
	1	7	63	45	34	103
7. Relationships with psychology students and their student associations	0%	0%	21%	24%	26%	29%
	0	1	53	60	65	73

The following question constitutes our annual Needs Assessment of Members for APA Sponsor Approval purposes: What Continuing Education topics relevant to internship training would you like to see presented at an APPIC Conference or Workshop? (Please check all

25. that apply)







	Number of Responses	Response Ratio
Consultation	78	30%
Competencies	173	67%
Ethical Issues in Training	166	65%
GME Funding	37	14%
GPE Funding	50	19%
Multicultural Issues in Training	152	59%
Problem Interns	175	68%
Psychological Evaluation	54	21%
Supervision	210	82%
VIEW Other, Please Specify	18	7%

26. I am the training director of:








	Number of Responses	Response Ratio
An internship training program only	218	80%
Both internship and postdoctoral training programs	56	20%
Total	274	100%

27. Please indicate your setting:

	Number of Responses	Response Ratio
VA Medical Center	36	13%
State Hospital	23	8%
Community Mental Health Center	41	15%

Medical School		26	9%
University Counseling Center		53	19%
Children's Hospital		14	5%
Private / General Hospital		7	3%
Private / Psychiatric Hospital		3	1%
Military Hospital		5	2%
Correctional Institution		8	3%
Consortium		24	9%
 Other, Please Specify		35	13%
Total		275	100%

28. Number of years as an INTERNSHIP Training Director at this site:

	Number of Responses	Response Ratio	
Less than 1 Year		22	8%
1		20	7%
2		29	11%
3		32	12%
4		23	8%
5		29	11%
6		19	7%
7		10	4%
8		9	3%
9		7	3%
10		11	4%
11		5	2%
12		8	3%
13		8	3%
14		3	1%
15		6	2%
16		4	1%
17		3	1%
18		3	1%
19		1	0%
20		6	2%
21		3	1%
22		1	0%
23		1	0%
24		1	0%
25		0	0%

26	4	1%
27	0	0%
28	3	1%
29	1	0%
30	1	0%
31	0	0%
32	0	0%
33	0	0%
34	0	0%
35	1	0%
36	0	0%
37	0	0%
38	0	0%
39	0	0%
40	1	0%
>40 Years	0	0%
	Total	
	275	100%

MENTORS NEEDED!

APPIC offers a "mentorship program" to assist developing internship and postdoctoral programs and new Training Directors. If you would like to be assigned a mentor, or if you are willing to serve as a mentor for another program, please contact Dr. John Robinson at jdrobinson@aol.com to sign up for this service.

THANKS FOR COMPLETING THIS SURVEY!

Please click below to submit your responses.

Copyright ©1999-2005 [MarketTools, Inc.](#) All Rights Reserved.

No portion of this site may be copied without the express written consent of MarketTools, Inc. [Trademark Notice](#)