

Survey Results (Included Responses)



2003 Survey of APPIC Members with Postdoctoral Programs

The results of your survey are displayed below. If your survey includes text responses, click the "View" button to read individual results.

To exclude a particular response, click the Included Responses button. You can then view the set of individual responses that are currently included and select those you wish to exclude. Results below contain only Included responses.

Go to Individual Responses:

Show respondent's emails.

INCLUDED RESPONSES

EXCLUDED RESPONSES

Launch Date: 6/5/2003

Close Date: 7/15/2003

Total Invitations: 0

Total Respondents: 26

Included Respondents: 26

Excluded Respondents: 0

- [Cross Tabulate](#)
Cross-reference two different questions
- [Results via Email](#)
Receive results in spreadsheet format
- [See Who's Responded](#)
See who has and hasn't responded to your survey

EXCLUDE BLANK RESPONSES

For your 2002-2003 class of postdoctoral residents, please provide
1. us with the approximate mean percentage of RESEARCH activity:

	Number of Responses	Response Ratio
10% or Less	19	76%
Approximately 25%	2	8%
Approximately 50%	2	8%
Approximately 75%	2	8%
Almost 100% or 100%	0	0%
Total	25	100%

How many formal evaluations are required to be completed on the
2. postdoc during the first 12 month period?

	Number of Responses	Response Ratio
None	1	4%
1	0	0%
2	13	54%
3	2	8%
4	2	8%
5	1	4%
6	0	0%
7	0	0%
8	0	0%
9	0	0%
10 or more	5	21%
Total	24	100%

How do you advertise for your postdoctoral position? Please check **3.ALL** that apply:

	Number of Responses	Response Ratio
APA Monitor	9	36%
APPIC Directory	24	96%
APPIC Postdoc Listserve	8	32%
APPCN Listserve	1	4%
Direct Mailing(s)	9	36%
Human Resources Department	1	4%
Local/City Newspaper	0	0%
Other Listserves	6	24%
We take only our predocs for the postdoc(s)	2	8%

APPIC is interested in gathering information about requirements during the postdoctoral training period. Please check **ONLY** those **4.** that apply to your postdoctoral training program:

	Number of Responses	Response Ratio
Allow postdoctoral residents to begin their position even though their degree has not been completed.	2	9%
Required to complete Continuing Education Credits (CEUs) during the postdoctoral training program.	1	4%
Required to complete the Examination for the Professional Practice of Psychology (EPPP) during the postdoctoral training program.	4	17%
Required to complete the oral examination for licensure in our jurisdiction during the postdoctoral training program.	1	4%
Required to attend a weekly training seminar.	23	100%

Please tell us how you fund your postdoc training program (check **5.ALL** that apply):

	Number of Responses	Response Ratio
Patient Revenues	8	32%
NIMH Grant(s)	2	8%
NIH Grant(s)	4	16%
HRSA Grant(s)	3	12%
Department Funds	12	48%
Hospital Funds	7	28%
Parent/Institution Funding	10	40%
VIEW Other, Please Specify	5	20%

During the training year, to what extent does your postdoctoral training program offer **6.** education/seminar training in the following topic areas?

	1 Hour	2 HRS	3 HRS	4 HRS	5 HRS	6 HRS	7 HRS	8 HRS	9 HRS	10 OR MORE	N/A
<i>The top percentage indicates total respondent ratio; the bottom number represents actual number of respondents selecting the option</i>	24%	19%	5%	0%	5%	0%	0%	0%	0%	5%	43%

1. Advocacy Training	5	4	1	0	1	0	0	0	0	1	9
2. Consultation	9%	13%	22%	0%	9%	9%	0%	4%	0%	22%	13%
	2	3	5	0	2	2	0	1	0	5	3
3. Disability Issues	17%	17%	9%	13%	4%	0%	0%	4%	4%	13%	17%
	4	4	2	3	1	0	0	1	1	3	4
4. Gay, Lesbian, Bisexual, Transgender Issues	14%	18%	23%	18%	0%	5%	0%	0%	0%	5%	18%
	3	4	5	4	0	1	0	0	0	1	4
5. Grant Writing	0%	10%	0%	5%	0%	0%	0%	10%	0%	15%	60%
	0	2	0	1	0	0	0	2	0	3	12
6. HIV/AIDS	20%	25%	5%	5%	0%	0%	0%	5%	0%	5%	35%
	4	5	1	1	0	0	0	1	0	1	7
7. Multicultural Issues	4%	13%	8%	8%	4%	13%	0%	17%	0%	25%	8%
	1	3	2	2	1	3	0	4	0	6	2
8. Psychopharmacology	12%	8%	4%	8%	4%	12%	0%	8%	0%	28%	16%
	3	2	1	2	1	3	0	2	0	7	4
9. Substance Abuse	4%	13%	8%	29%	8%	4%	0%	0%	0%	13%	21%
	1	3	2	7	2	1	0	0	0	3	5
10. Supervision	9%	9%	4%	17%	9%	13%	0%	9%	0%	17%	13%
	2	2	1	4	2	3	0	2	0	4	3
11. Testing - General Psych	13%	8%	8%	4%	0%	8%	0%	4%	0%	25%	29%
	3	2	2	1	0	2	0	1	0	6	7
12. Testing - Neuropsychology	5%	10%	5%	14%	5%	0%	0%	5%	0%	29%	29%
	1	2	1	3	1	0	0	1	0	6	6
13. Testing - Projective Techniques	0%	14%	5%	5%	0%	5%	0%	0%	0%	14%	57%
	0	3	1	1	0	1	0	0	0	3	12







Are you currently subscribed to the APPIC Postdoctoral e-mail discussion list specifically for Postdoctoral Training Directors, POSTDOC-MEMBERS-NETWORK? If you are not and would like to be, please contact Greg Keilin, Ph.D. at gkeilin@mail.utexas.edu for assistance and information.


	Number of Responses	Response Ratio
Yes 	17	71%
No 	7	29%

Please list the best things that APPIC now does for Postdoctoral Members (things that should not be changed): (you may enter as much information as you would like; the comment box will expand as you type)

[VIEW](#) 16 Responses

Please check the things that APPIC should focus on changing / improving in serving the needs of Postdoctoral training programs:

	Number of Responses	Response Ratio
Provide more Postdoctoral Training Information 	12	52%
Stimulate more APPIC Postdoc Listserve discussions 	7	30%
Reduce paperwork required for APPIC renewal 	7	30%
Reduce paperwork required for APA re-accreditation 	7	30%
Offer Postdoctoral Job Listings/Bank 	14	61%
Provide more online resources through the Web 	8	35%














VIEW Other, Please Specify 

3 13%






Please tell us how you use the APPIC Web, if you do. What other resources should be added to the APPIC web that would be helpful to Postdoc members and postdoctoral fellows?

VIEW 11 Responses






The following question constitutes our annual Needs Assessment of Members for APA Sponsor Approval purposes: What Continuing Education topics relevant to internship training would you like to see presented at an APPIC Conference or Workshop?

	Number of Responses	Response Ratio
Advocacy Training 	5	23%
Consultation 	8	36%
Disability Issues 	5	23%
Gay, Lesbian, Bisexual, Transgender Issues 	4	18%
Grant Writing 	6	27%
HIV/AIDS 	1	5%
Multicultural Issues 	10	45%
Problem Postdoctoral Residents 	10	45%
Psychopharmacology 	5	23%
Substance Abuse 	3	14%
Supervision 	16	73%
Web Based Training Resources 	9	41%
VIEW Other, Please Specify 	3	14%

12. Please check ALL that apply to your postdoctoral training program:

	Number of Responses	Response Ratio
We are an APA Accredited Postdoctoral program 	3	33%
We are in the process of obtaining APA accreditation 	1	11%
We are currently receiving Graduate Medical Education (GME) funding for the postdoc program 	1	11%
We are primarily a Research Postdoctoral Training Program 	1	11%
We allow a variable start date to accommodate degree requirements 	6	67%







Please tell us the approximate ratio of postdoctoral residents to licensed psychologists available to supervise the residents:





	Number of Responses	Response Ratio
1 postdoc : 1 licensed psychologist 	3	12%
1 postdoc : 2 licensed psychologists 	8	32%
1 postdoc : 3 licensed psychologists 	7	28%
1 postdoc : 4 licensed psychologists 	2	8%
1 postdoc : 5 licensed psychologists 	1	4%

1 postdoc : >5 licensed psychologists		4	16%
VIEW Other, Please Specify		0	0%
Total		25	100%

14. Do you have an APPIC-member INTERNSHIP program at your site?	Number of Responses	Response Ratio
Yes 	14	56%
No 	11	44%

15. I am the training director of:	Number of Responses	Response Ratio
A postdoctoral residency program only 	15	63%
Both postdoctoral and internship training programs 	9	38%
Total	24	100%

16. Please indicate your setting:	Number of Responses	Response Ratio
VA Medical Center 	2	8%
State Hospital	1	4%
Community Mental Health Center 	2	8%
Medical School 	7	29%
University Counseling Center 	5	21%
Children's Hospital	1	4%
Private / General Hospital	0	0%
Private / Psychiatric Hospital	1	4%
Military Hospital	0	0%
Correctional Institution	0	0%
Consortium 	2	8%
VIEW Other, Please Specify 	3	13%
Total	24	100%

17. Number of years as a POSTDOCTORAL Training Director at this site:	Number of Responses	Response Ratio
1 year	1	4%
2 years 	7	28%
3 years 	6	24%
4 years	0	0%
5 years or more 	9	36%
VIEW Other, Please Specify 	2	8%
Total	25	100%

APPIC offers support and consultation to assist developing postdoctoral programs and new Training Directors. If you would like a consultation from APPIC or would like to serve as a consultant, please contact Emil Rodolfa, Ph.D. at errodolfa@ucdavis.edu

Copyright ©1999-2003 [MarketTools, Inc.](#) All Rights Reserved.

No portion of this site may be copied without the express written consent of MarketTools, Inc. [Trademark Notice](#)